

# MEMORANDUM

**DATE:** September 13, 2019

**TO:** Travis Stombaugh, Si View Metro Parks

**FROM:** Erika Rhett, BERK Consulting; Chris Patano, Patano Studio

**CC:** Natasha Dunlap, BERK Consulting

**RE:** Si View Aquatic Center Feasibility Study – Summary of Online Survey

---

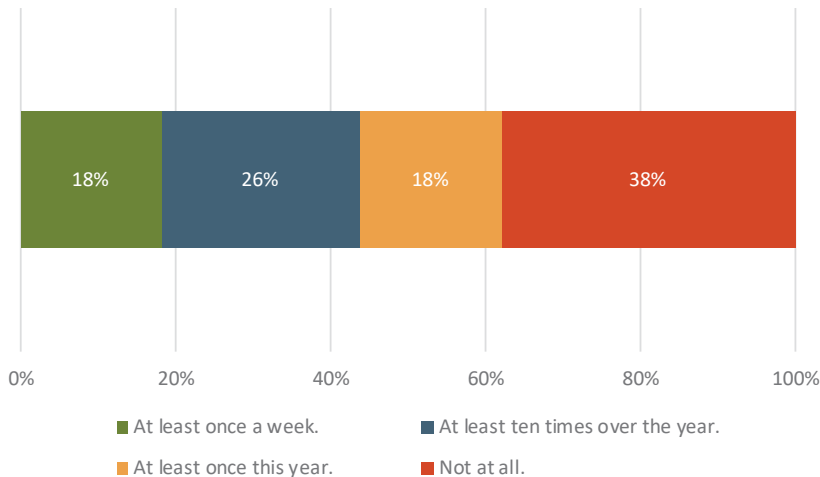
## SURVEY OVERVIEW

The Si View Metropolitan Parks District gathered information about public priorities for a new aquatic center through an online survey conducted March 12-25. Outreach for the survey included notifications on the Si View Website, email notification of interested parties, posters in community locations, and social media messaging. The survey received over 940 responses. Over 90% of respondents lived in Snoqualmie, North Bend, or the surrounding unincorporated area. 69% of respondents were aged 35-54. 80% of respondents had one or more children in their household.

A summary of questions and responses is shown below.

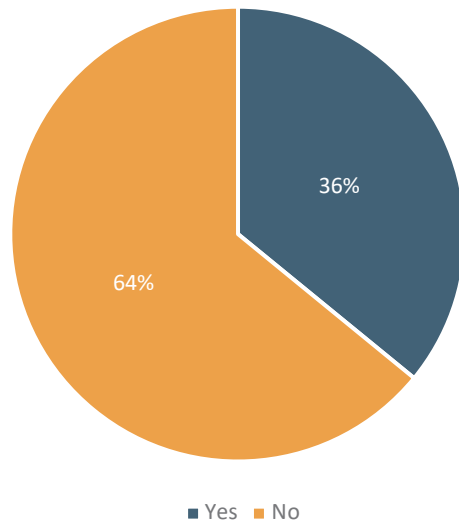
## QUESTION AND RESPONSE SUMMARY

*1. How often have you, or members of your household, used the existing Si View Community Center Pool in the last year? (n=940)*



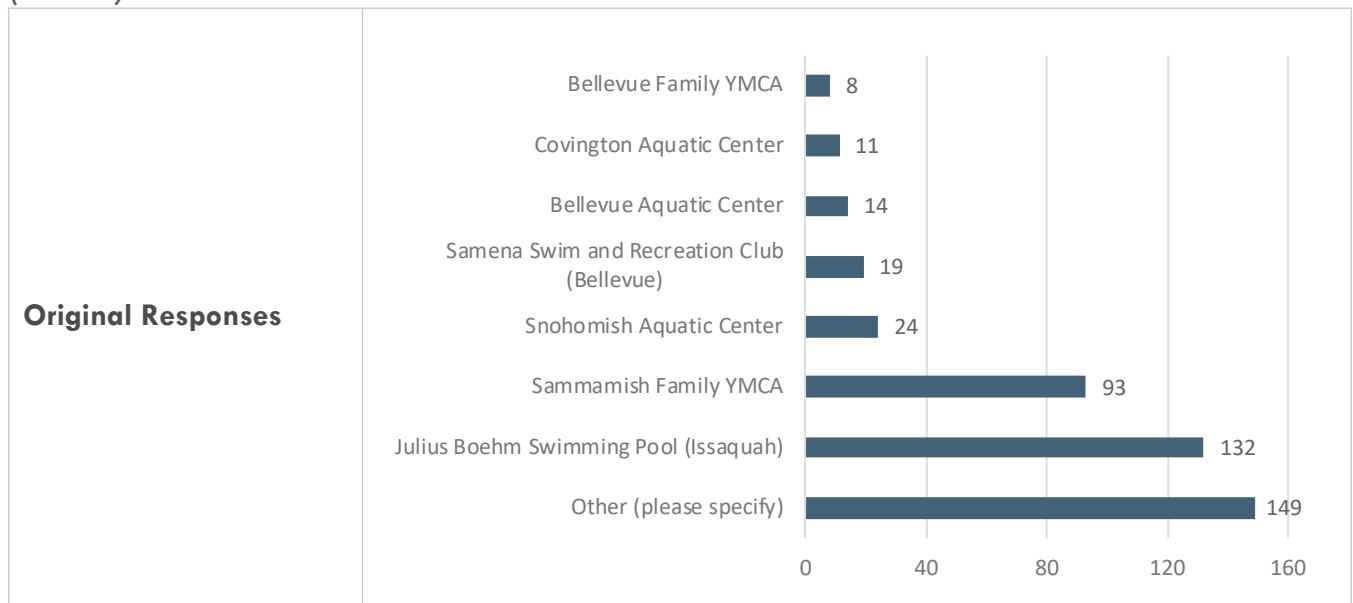
Nearly 40% of respondents indicated that they had not used the pool at all in the last year. Of the respondents who had used the pool at least once in the past year, the most common frequency of use was at least 10 times over the year.

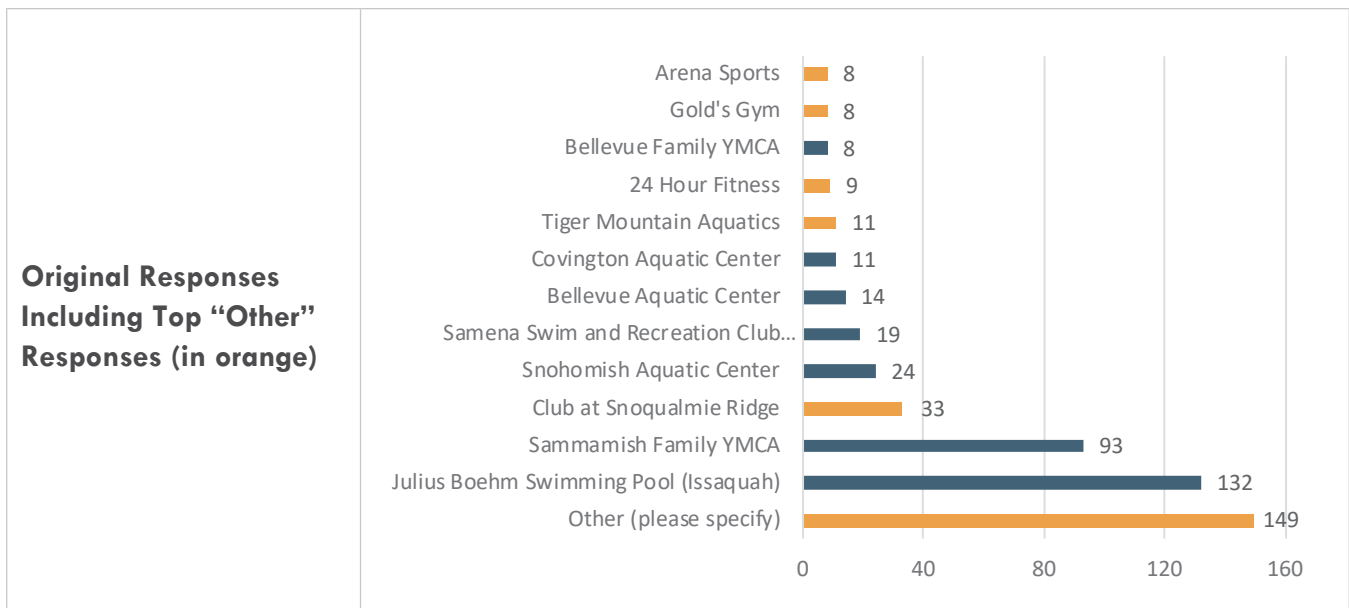
**2. Do you, or members of your household, regularly use another pool besides the Si View Community Center Pool? (n=941)**



Just over one-third of respondents indicated that they regularly use a pool other than the Si View Community Center Pool. These respondents were asked a follow-up question to determine which other pools were most frequently visited.

**3. If you answered "yes", which pool do you use? Check all that you use at least 5 times a year. (n=234)**



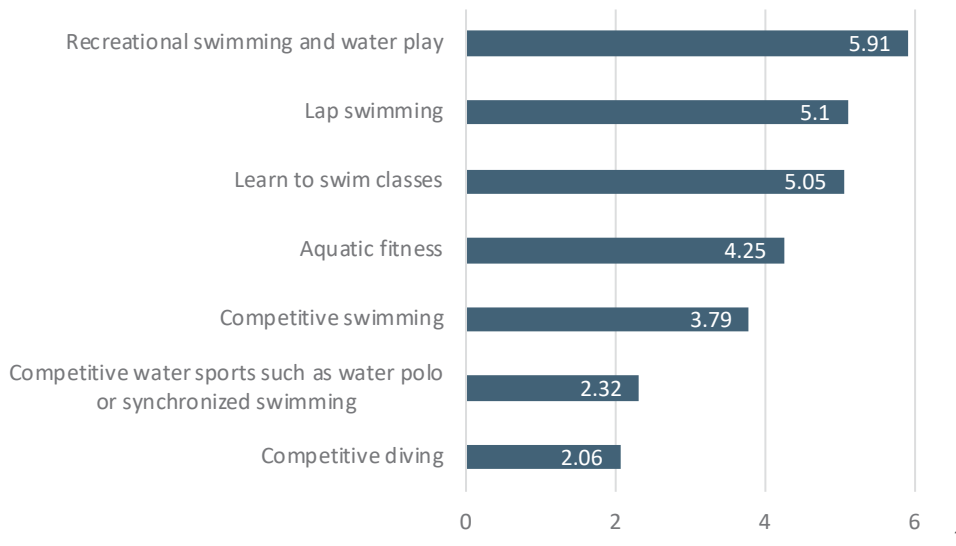


The most frequently selected response was Other, followed by the Julius Boehm Swimming Pool in Issaquah. Pools and aquatic centers located in Bellevue and Covington were least frequently selected.

Among respondents who indicated they use other pools regularly 45 unique pools were listed. The top 20% of responses are included in the table below and can be seen blended with the default answers in the chart immediately above.

Pool	Number of Responses	Percent of Other Responses
Club at Snoqualmie Ridge	33	22%
Tiger Mountain Aquatics	11	7%
24 Hour Fitness	9	6%
Gold's Gym	8	5%
Issaquah Arena Sports	8	5%
Mary Wayte Pool	7	5%
Columbia Athletic Club	6	4%
Edgebrook	6	4%
Pro Club	6	4%

4. If Si View built a new aquatic center, how would you and your household use the pool? (n=809)



Respondents were asked to rank their preferred uses. The maximum score a use could receive is seven, showing that the primary preferred uses are recreational swimming and water play, lap swimming, and learn to swim classes. Competitive activities such as swimming, water sports, and diving were ranked lowest by the greatest number of respondents.

5. Other preferred uses? Please describe below: (n=113)

Of the 113 respondents who provided a comment, many repeated the options provided in Question 4. A small group of respondents stated they were uninterested in other uses or would not use the pool at all. Some of the unique topics included:

- Parties and events.
  - Private rental options for events.
  - Space and programming for children's birthday parties.
- Increased standard and innovative programming.
  - Swim lessons for children, including a parent-and-child option for young babies.
  - Specific water safety courses such as kayak rolling and lifeguard training.
  - Therapy and training classes and programs (i.e. for injury rehabilitation or triathlons).
- Population specific program options.

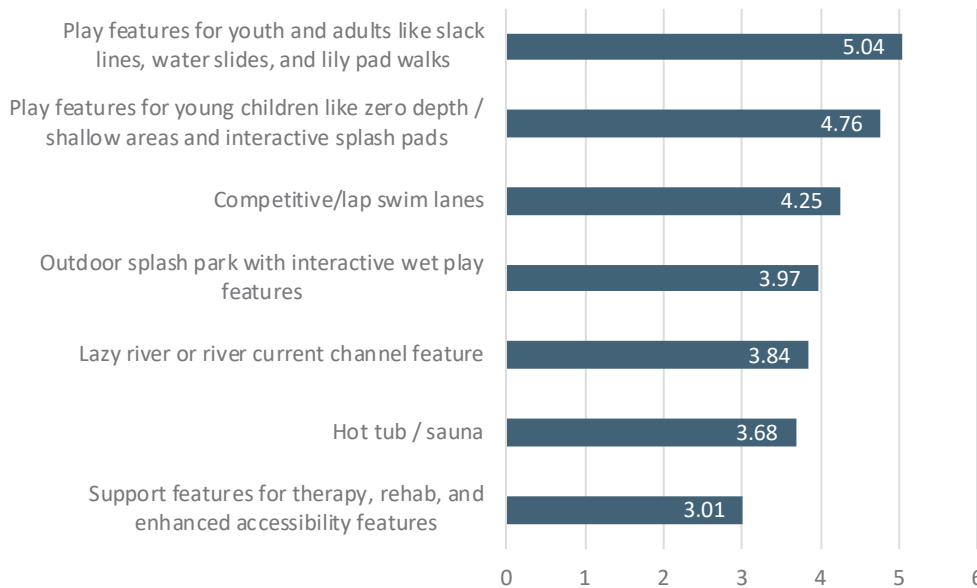
---

<sup>1</sup> Please note that the open answers are summarized but not enumerated. They provide examples of special programs and features desired by members of the community. However, since these responses were not available for all who took the survey to rank or comment on, it is not appropriate to assign them a rank and compare them by numbers.

- School programs for disabled students and Special Olympics swimming options.
- Adult-only swim; family swim.
- Health group swim events and programming (i.e. for arthritis, MS, and other autoimmune or mobility health conditions).
- Training for naval and other military recruits.

## New Aquatic Center Features

6. If Si View built a new aquatic center, what types of water features should be included? (n=801)



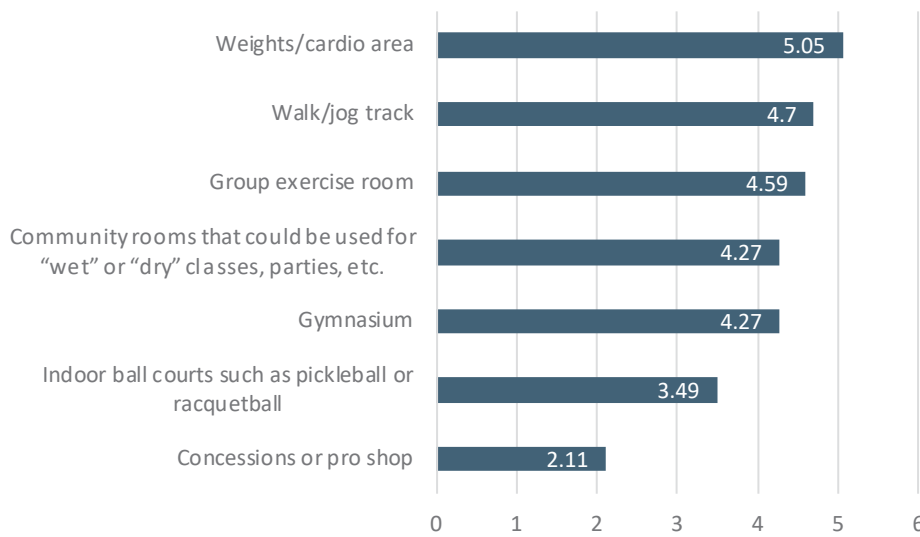
Respondents were asked to rank their preferred types of water features in a new aquatic center. The maximum score a feature could receive is seven. Play features were the highest scoring categories across the young children, youth, and adult age ranges.

7. Other preferred water features? Please describe below: (n=84)

Of the 84 respondents who provided a comment, many repeated the options provided in Question 6. Some of the unique topics included:

- Ensuring accessibility in pool entrance and play/spray features.
- Saltwater rather than chlorine.
- Diving board or platform and climbing wall.

8. If Si View built a new aquatic center, what types of non-water features should be included? (n=757)



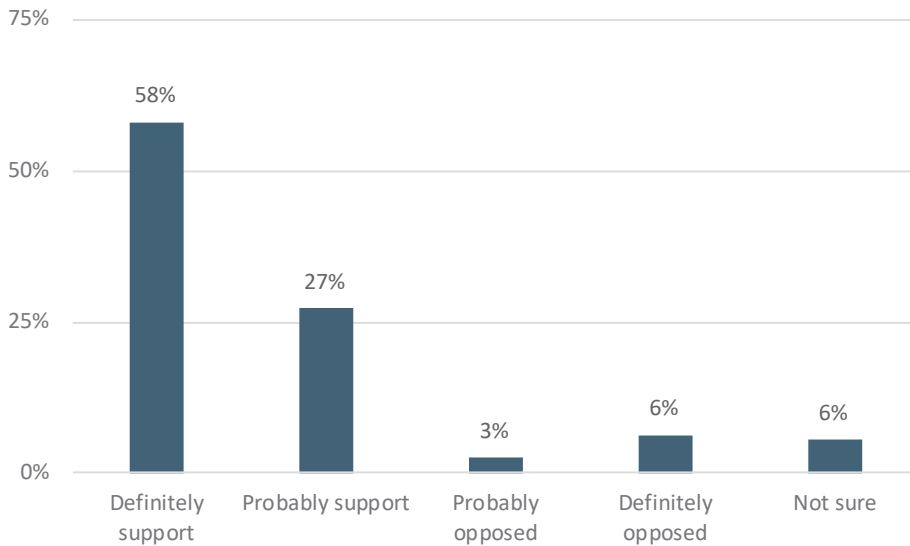
Respondents were asked to rank their preferred types of non-water features in a new aquatic center. The maximum score a feature could receive is seven. The non-water features that scored highest among respondents were exercise focused: a weights/cardio area, a walk/jog track, and a group exercise room. The concessions or pro shop scored lowest among respondents.

9. Other preferred non-water features? Please describe below: (n=86)

A small group of the 86 respondents commented that no non-water features should be included and the focus should be on rebuilding the pool. Others used this opportunity to list other desired water features. Nearly a quarter of the respondents commented on the configuration of the locker/changing facilities and restrooms. This is similar to what was observed at public meetings, as residents expressed particular interest and strong feelings regarding this aspect of an aquatic center. Other topics that were mentioned in responses included:

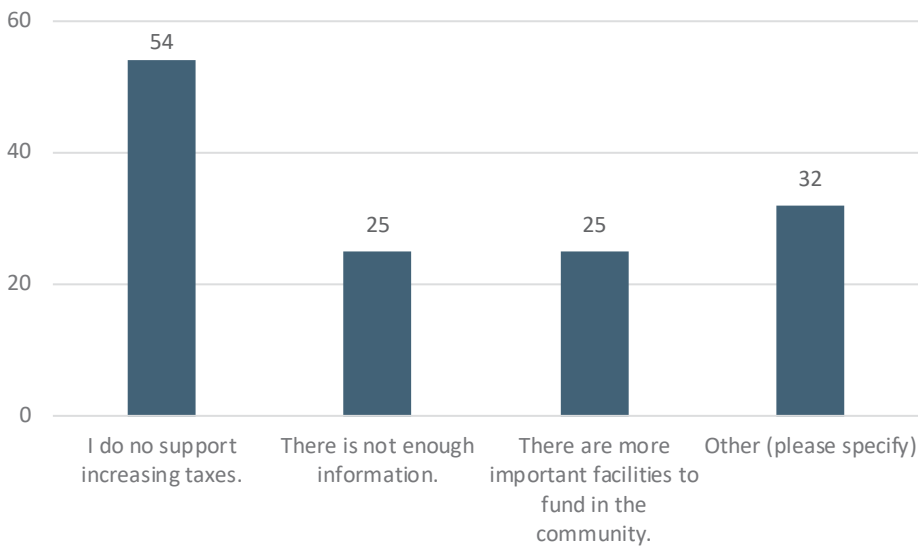
- Community rooms for groups such as local scout troops to use for free or reduced charge.
- Pre-school, childcare, or a drop-in playroom facility for parents who use the pool.
- Other revenue generating facilities or activities such as a mini-golf course.
- Indoor track with visibility to the pool for parents of youth in swimming classes or programming.
- Designated seating or room for teens/youth to hang out.
- Community center features such as a communal commercial kitchen, game room, indoor recreation center, etc.

10. Preliminary estimates suggest that to build and operate a new aquatic center could increase taxes on an average home in the District by about \$12 a month. Would you support this increase? (n=816)



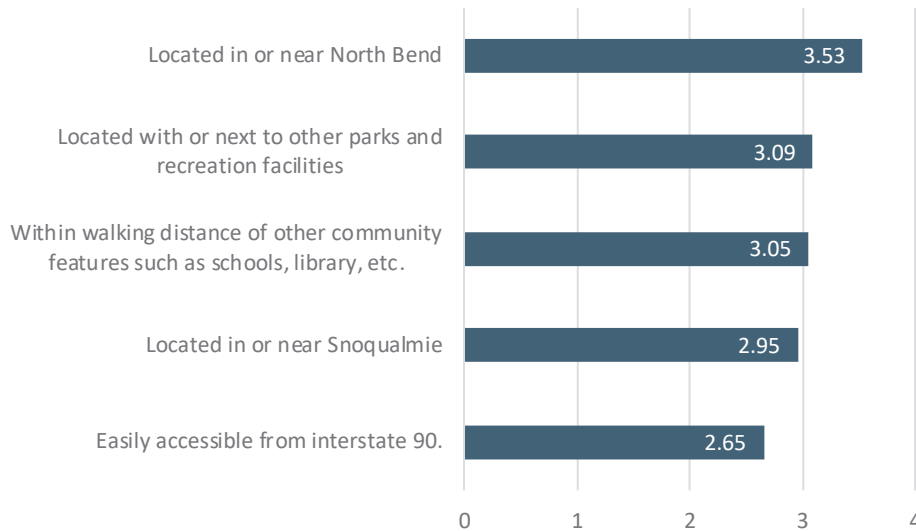
Nearly 60% of respondents would definitely support the increase to taxes at the \$12/month rate provided.

11. If you answered that you would be opposed or are not sure, please tell us why. (n=104)



## New Aquatic Center Location

12. If Si View built a new aquatic center, what is most important about the location of the facility? (n=780)



Respondents were asked to rank their location preferences for a new aquatic center. The maximum score a feature could receive is five. The highest scoring location was in or near North Bend, followed by proximity to other community hubs such as other parks and recreation facilities and within walking distance of schools, libraries, etc. The lowest scoring location consideration was easy access from Interstate 90.

13. Other important location considerations? Please describe below: (n=118)

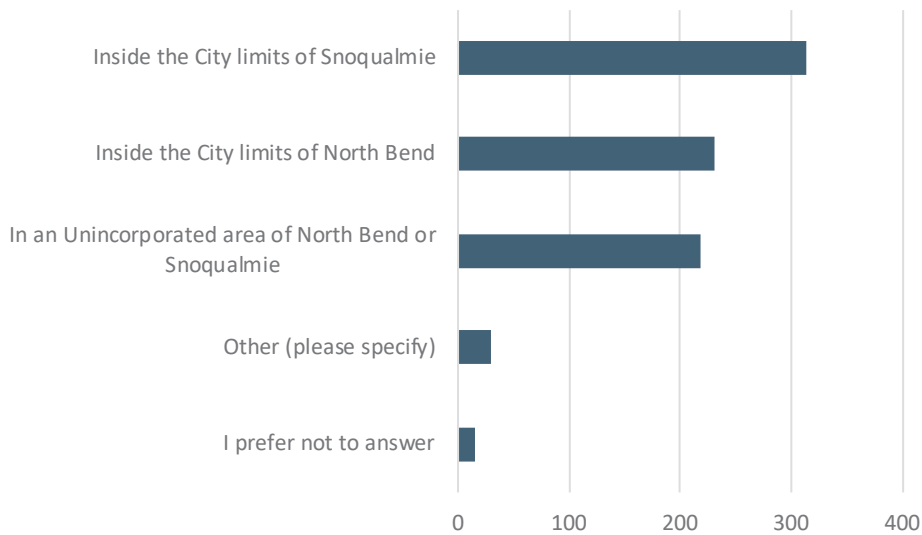
Of the 118 responses, several duplicated the options provided in Question 12. Other suggested considerations included:

- Within the boundary of the Metropolitan Park District and near a large concentration of taxpayers.
- Accessibility especially for parking, bus or trail access, and within walking distance for local students engaged in aquatic programming and activities.
- On a site large enough to accommodate future growth if needed.



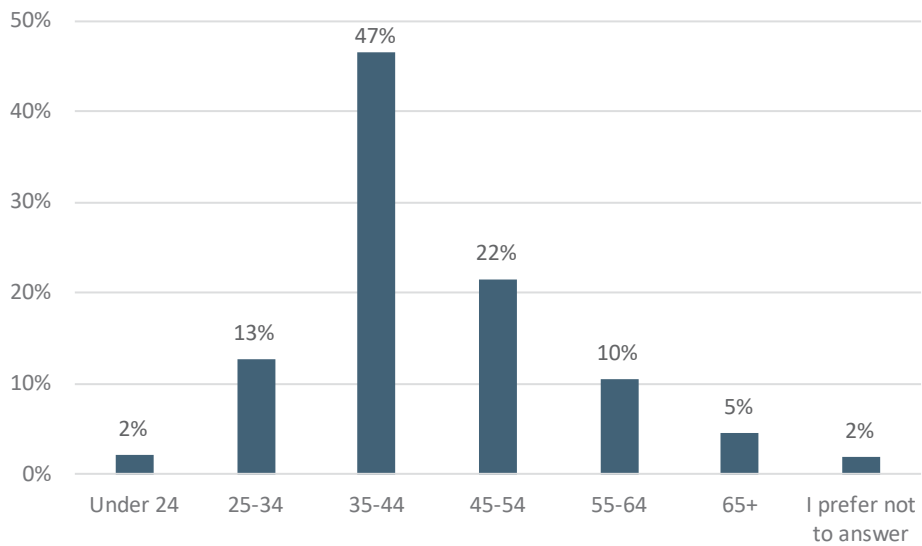
## Respondent Demographics

14. Choose the option that best describes the location of your residence. (n=779)



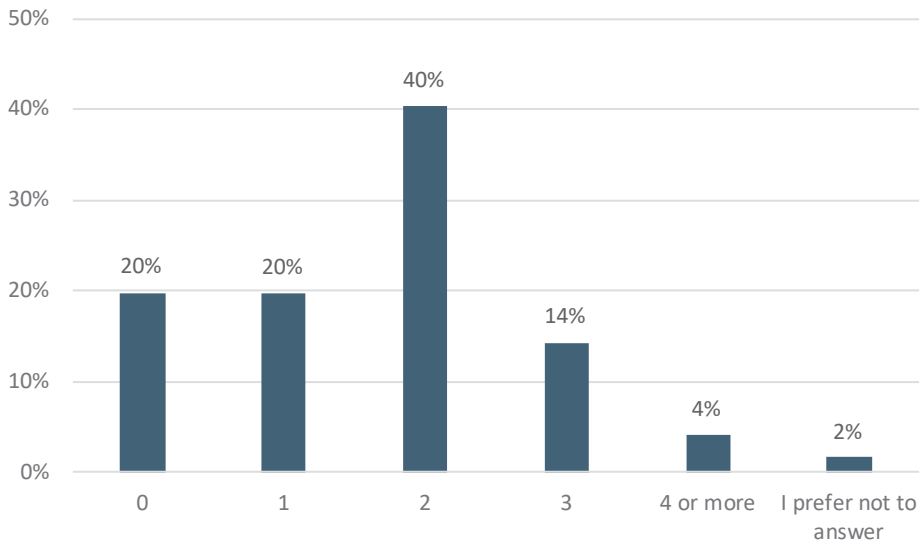
Just over half of the respondents who selected Other indicated that they reside in Fall City.

15. Which is your age? (n=802)



The most commonly selected age range was 35-44 years old.

16. How many children under 18 are in your household? (n=796)



The most frequently selected response was two children under 18 years old reside in the household.